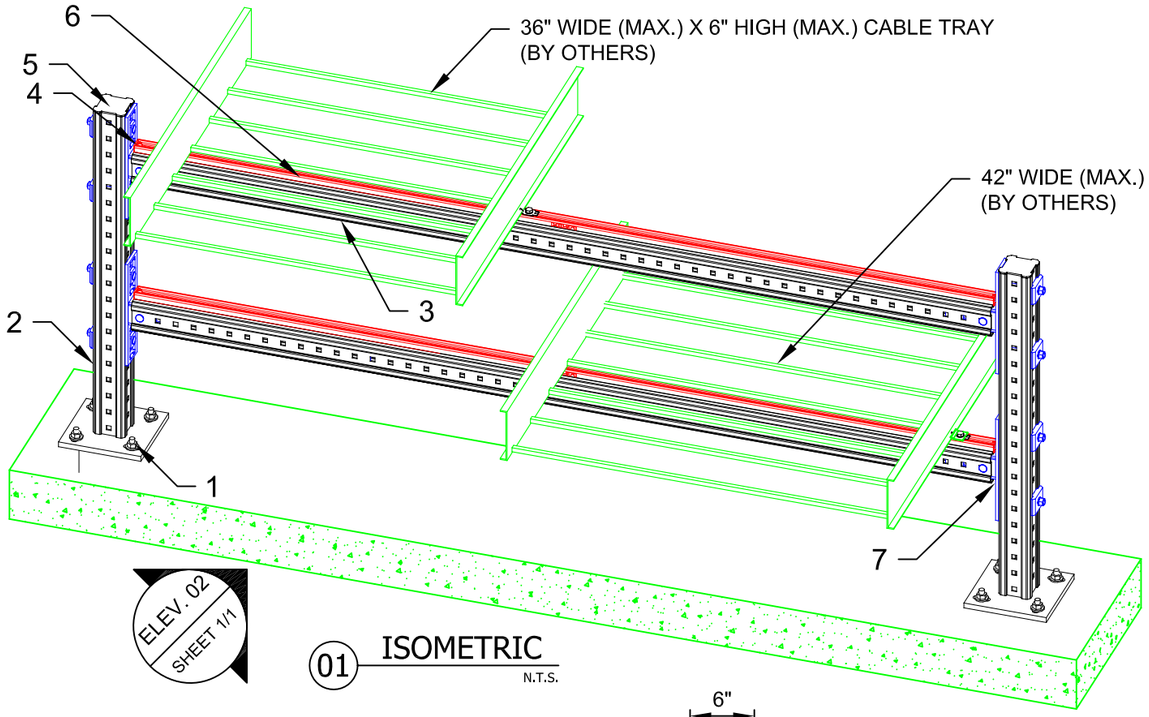

01 ISOMETRIC
N.T.S.

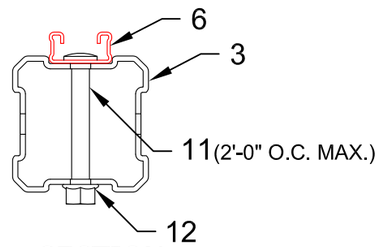

03 SECTION
N.T.S.

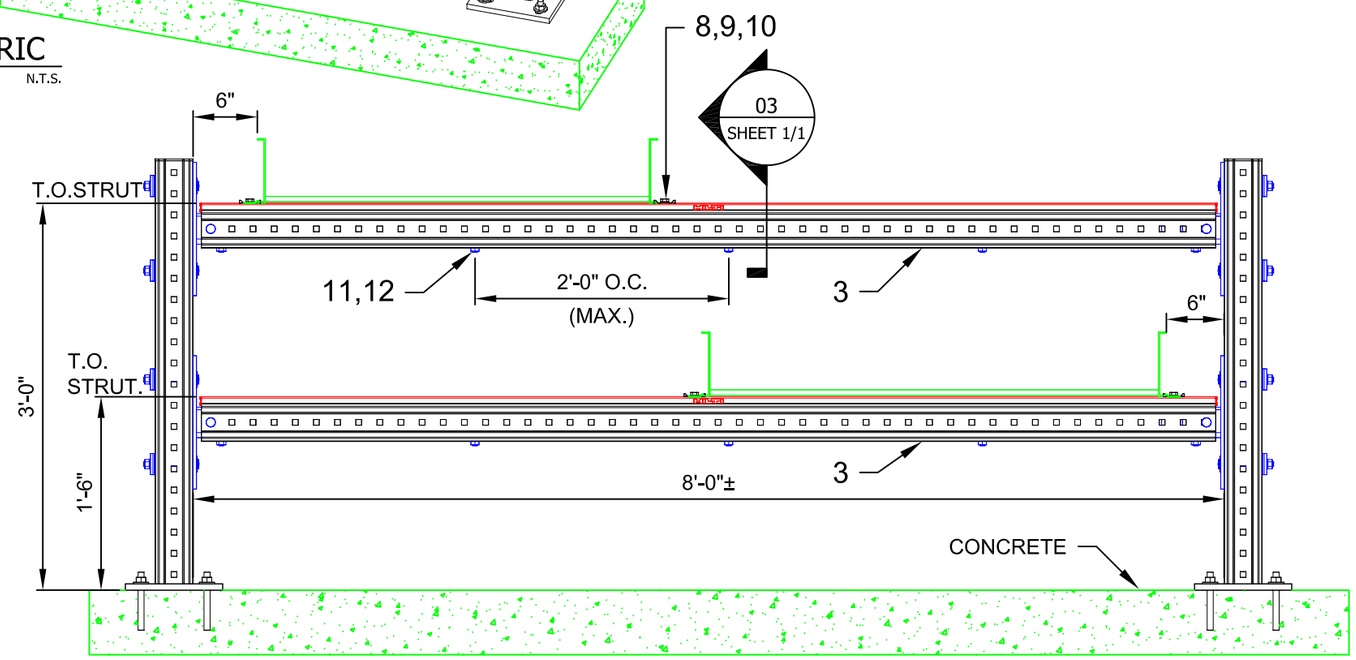

02 ELEVATION
N.T.S.

No.	Unit Qty	Unit	Description	Box Qty	# Boxes Needed	Item No.
1	8	EA	USE 5/8" Ø KB3 (HDG) AS APPROPRIATE	VARIES	VARIES	VARIES
2	2	EA	CONNECTOR MIC-C90-D2000 WELDED BRACKET	1	2	267793
3	AS REQ'D	EA	GIRDER MI-90 6M	1	AS REQ'D	304799
4	4	EA	CHANNEL END CAP MEK RED	50	1	244886
5	2	EA	GIRDER END CAP MIA-EC90	25	1	432077
6	AS REQ'D	EA	STRUT MS-1316-12/HDG 9'-10" (3M)	1	AS REQ'D	407569
7	4	EA	CONNECTOR MIC-90-L	2	2	304805
8	4	EA	WING NUT MQM-F1/2"-F	25	1	304137
9	4	EA	1/2"x1" HEX HEAD BOLT (HDG)	VARIES	-	SPECIAL
10	4	EA	1/2" WASHER (HDG)	VARIES	-	SPECIAL
11	AS REQ'D	EA	ONEHAND SCREW MIA-OH90	10	AS REQ'D	304889
12	AS REQ'D	EA	MI HEX NUT M12-F-SL-WS 3/4"	100	AS REQ'D	382897

NOTE(S):

1. PRELIMINARY NOT FOR CONSTRUCTION
2. DESIGN ASSUMPTIONS:
   a. DESIGN LOADS (STATIC, U.N.O.):
      DL: 33 lb/ft (36" CABLE TRAY), 41 lb/ft (42" CABLE TRAY)
      WL: 73 psf
   b. BUILDING CODE: IBC 2012
   c. CORROSION RESISTANCE REQD.: HDG
   d. MAX. SUPPORT SPACING = 20'-0"
2. REFER TO COMPONENT MANUFACTURER'S IFUs FOR REQUIRED INSTALLATION INFO.
3. VERIFY FIELD CONDITIONS PRIOR TO ORDERING & INSTALLATION.
4. ADEQUACY OF CABLE TRAY MAX. SPAN NOT CONSIDERED BY HILTI.

All loading and design criteria supplied by customer is assumed accurate. Only the stated Design Assumptions were considered, and must be verified by the responsible Engineer of Record (EOR). The basis of Hilti component and connection design is the published data in the current Hilti Technical Guide, including material and cross-section properties, allowable load values, factors of safety, methods of calculation, and limiting factors. The EOR must verify suitability for any specific application, and the capacity of the supportive structure to receive the shown configuration and associated reaction loads. Modification to components and/or design may alter performance and must be evaluated by the EOR.

TYPICAL DETAIL TYPE:

CABLE TRAY SUPPORT

TYPICAL DETAIL DESCRIPTION:

GOALPOST - DOUBLE WIDE

DESIGNED BY:	REVIEWED BY:
KL	AJV
DRAWN BY:	ISSUE DATE:
GAB	31 DEC 14

REVISIONS:

NO:	DESCRIPTION:	DATE:
A	ORIGINAL ISSUE	31 DEC 14

TYPICAL DETAIL NOMENCLATURE:

CT-GP09-C

DRAWING NUMBER:	SHEET:
01	1/1

\\hilti.com\US\TEAMS\installations\Projects\TYPICALS\TYPICAL LIBRARY\CABLE TRAY (CT)\CAD\CT-GP09-C.dwg, 12/31/2014 3:19:27 PM